

Directions for book

On the next page you will find the cover for the book.
Cut along the cut line fold with printed sides out.

For pages:

Cut and fold as shown on lines.
Fold each page with blank sides in, printed sides facing out, and staple inside the cover.

Fold to make cover for book



The Dandelion




Cut along this line

The Dandelion




An Aunt B Book

school4free@blogspot.com



Do you like to blow on a
dandelion and watch
all the pedals
turn loose and fly away?

At the end of each tiny little pedal is a dandelion seed.



The seeds sail away like a kite with the breeze until the wind sits them in a new place.



Here the seeds take root and grow.

The new dandelions mature and make more seeds to be carried away by the wind.




Some days you may want to give the wind a little hand and blow the dandelion seeds far away.



Wherever the seeds go, you can be sure, a new dandelion will grow.



Parts of a Dandelion.



Parts of a Dandelion.

