

Instructions

Fold and cut paper as shown on lines.
The top of the next page is cover for the book.
Fold all other pages in half with unprinted sides
together. Place folded pages inside cover and staple.

Fold line

Staple

Cut line

Cut line


Fold line

This is the Pumpkin



school4free.blogspot.com

An Aunt B Book



This is the vine that I planted
in the garden that
God blessed.

Page 1




And this is the pumpkin that
grew on the vine, that I
planted in the garden, that
God blessed.

Page 2




And this is the Jack-o-antern
that I cut from the pumpkin,
that grew on the vine, that I
planted in the garden that
God blessed..



And this is the stuff, I
scooped from the
Jack-o-lantern, that I cut from
the pumpkin, that grew on the
vine, that I planted in the
garden that God blessed



And this is the pie that I made
from the stuff, that I scooped
from the Jack-o-lantern, that I
cut from the pumpkin, that
grew on the vine, that I
planted in the garden that
God blessed.




And these are the seeds from
the junk for the pie, that I made
from the stuff, that I scooped
from the Jack-o-lantern, that I
cut from the pumpkin, that
grew on the vine, that I
planted in the garden that
God blessed.



Yummy, yummy, yummy, delicious!

Page 7



school4free.blogspot.com

Page 8